



KLRA/KLSA-AL

162036

The KLRA anchor pieces help to hold the KLS gravel boards in place without penetrating the waterproofing.

KEY FEATURES



APPLICATION

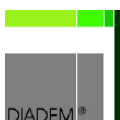
KLRA helps to create a solid edge along a gutter line on roofs which do not have a perimeter wall, or it can be used to form an edge for a confined green roof area. The system does not penetrate the waterproof membrane and still allows water to flow to drainage outlets.

SPECIFICATION

The KLRA anchorage component of the KLS edging system provides an excellent solution for maintaining the required gravel perimeter along a gutter line on roofs which do not have a perimeter wall. It can help to create a solid edge for a confined green roof area as well. Both applications of this particular product allow water to flow through to the drainage outlets.

TECHNICAL DATA

Reviewed: 2014-08-08 09:58:57



DIADEM USA, Inc.
8795 SW Tualatin Sherwood Rd #1005, Tualatin, OR 97062
info@diademusa.com • www.diademusa.com

Green Up the Roof!

